


GEMINI - V SA

Double Head Front Blade Saw Ø 550 mm with Automatic positioning and Semi-automatic angle adjustment

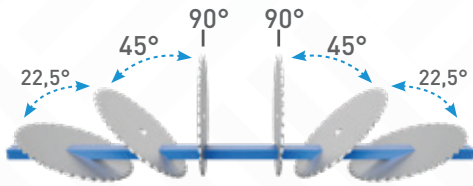


YouTube

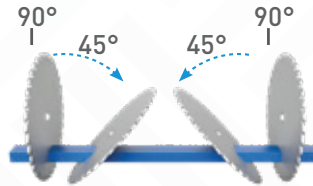


WEB

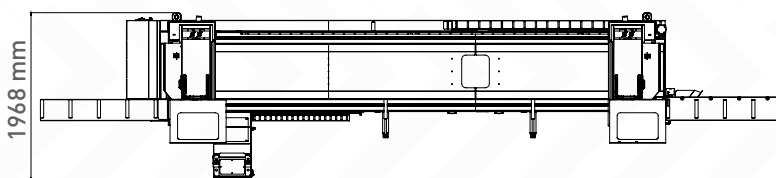
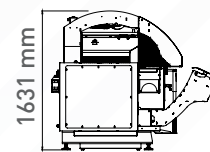
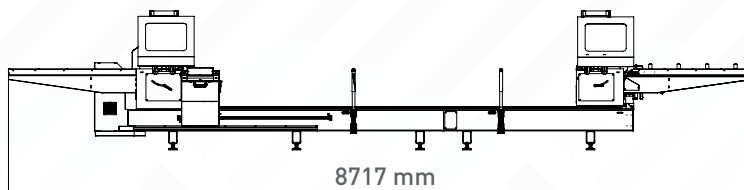
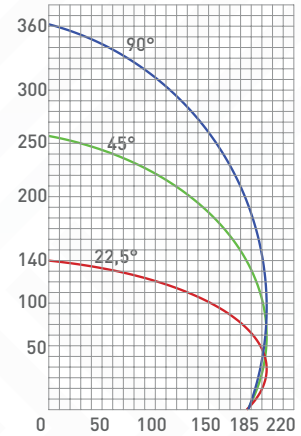
GEMINI - V SA, double head front blade saw Ø 550 mm with automatic positioning and semi-automatic angle adjustment, is an ideal option for cutting aluminium and PVC profiles in different angles and thicknesses. GEMINI - V SA performs quick hydro-pneumatic angle positioning in 2 inclination models of -22.5°, -45°, 90° and 90°, 45° angles, while the heads that perform manual positioning in all other intermediate angles provide a perfect cutting process. While providing the cutting processes of profiles with a minimum length of 480 mm and a maximum of 5050 mm simultaneously with two heads, it also eliminates the limits in cutting of profiles. While increasing the cutting quality with its automatic horizontal and vertical clamps and profile support unit, GEMINI - V SA also prioritises safety.



External Tilt Model



Internal Tilt Model



1450



GEMINI - V SA

Double Head Front Blade Saw Ø 550 mm with Automatic positioning and Semi-automatic angle adjustment

AXIS TRAVEL

Hydro-pneumatic controlled rotation axis of head	•
Rapid angle positioning of heads hydro-pneumatically	22.5°, 45° and 90°
Hydro-pneumatic cutting feed adjustment	•
Minimum cutting length with double head (90°/45°)	480 mm / 720 mm
Maximum cutting length with double head (90°/45°)	5050 mm / 5050 mm
Maximum internal rotation angle (internal tilt / external tilt)	45° / 90°
Maximum external rotation angle (internal tilt / external tilt)	90° / -22.5°

POSITIONING SPEED

X axis positioning speed	40 m/min
--------------------------	----------

AIR

Pressure	6-8 Bar
Consumption	100 L/min

ELECTRICAL

Maximum power	7.4 kW
Voltage	400V
Frequency	50-60 Hz

OPERATIONAL AREA

Cemented carbide saw blade	2
Saw blade diameter	550 mm
Saw blade motor power	3kW - 4HP
Profile height measurement (outer slope model)	•
Optional length in X-axis	○
Cutting zone protection covers	•
Horizontal pneumatic clamps	•
Vertical pneumatic clamps	•
Manual intermediate profile support	•
Intermediate profile support (pcs)	2
Additional intermediate profile support	○
Roller conveyor on moving head	•
Fixed head conveyor	○
Spray saw cooling system	•
Saw blade travel digital speed adjustment	○
Saw blade travel speed adjustment	•
Slicing mode at 90°	•
Barcode printer	○
Data transfer via remote network connection, Ethernet and USB	•
Control panel	10" Touch screen
Compatibility with powder suction system	•
Digital display for angular positioning of the head	○
Oz Machine Softcut (Cutting optimisation program)	○
Chip Drawer	Not Available

• Standard ○ Opsiyonal

